

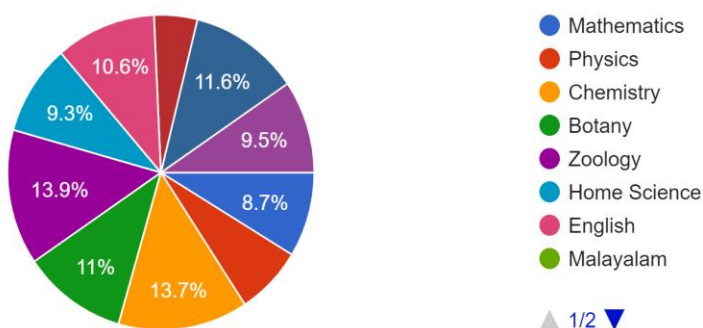
Students' Satisfaction Survey 2019-2020

Summary

This Students' Satisfaction Survey based on the seven criterion of NAAC accreditation. It consisting of the data related to rules and regulations, teaching learning activities, curricular and extracurricular activities, and Infrastructure facilities. This summary excludes personal data of students. There are 482 students participated in this survey.

Department:

482 responses

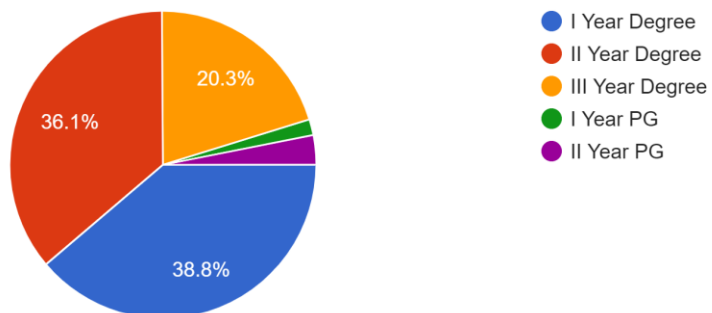


Department	Number of Responses
Mathematics	42
Physics	34
Chemistry	66
Botany	53
Zoology	67
Home Science	45
English	51
Malayalam	0
Economics	22
History	56
Commerce	46

Class wise Response

Class

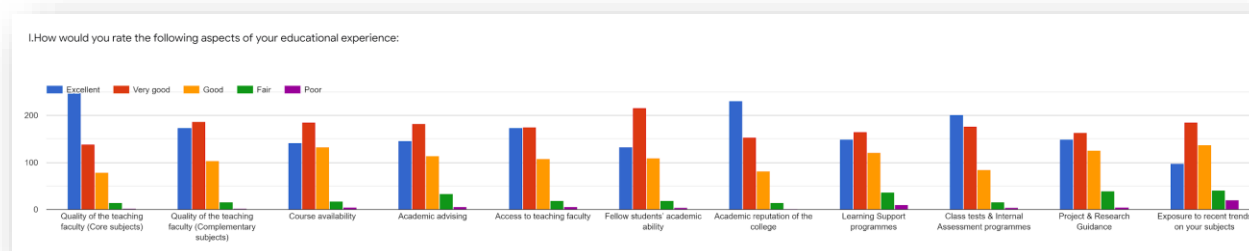
482 responses



I Year Degree	187
II Year Degree	174
III Year Degree	98
I Year PG	8
II Year PG	15

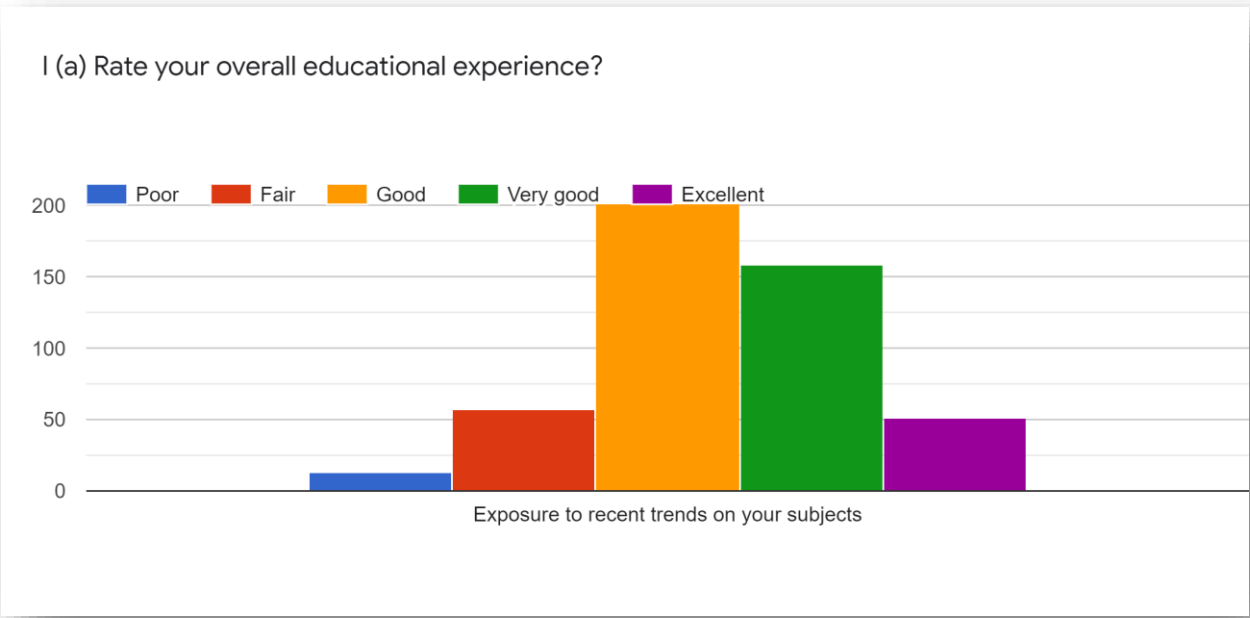
PART A : Curricular and Co-curricular Aspects

I. How would you rate the following aspects of your educational experience



	Excellent	Very good	Good	Fair	Poor
Quality of the teaching faculty (Core subjects)	248	139	79	14	2
Quality of the teaching faculty (Complementary subjects)	174	187	103	16	2
Course availability	142	185	133	17	5
Academic advising	146	182	114	34	6
Access to teaching faculty	174	175	108	19	6
Fellow students' academic ability	133	216	110	19	4
Academic reputation of the college	230	154	82	15	1
Learning Support programmes	149	165	121	37	10
Class tests & Internal Assessment programmes	202	176	84	16	4
Project & Research Guidance	149	164	125	39	5
Exposure to recent trends on your subjects	98	186	137	41	20

I (a) Rate your overall educational experience?



	Poor	Fair	Good	Very good	Excellent
Exposure to recent trends on your subjects	13	57	202	159	51

I (b) II. How would you rate the following services/facilities at the college? educational experience:

	Excellent	Very good	Fair	Poor
Campus	180	208	78	16
Class and laboratory facilities	181	214	78	9
Library infrastructure	229	181	58	14
Availability of books & Journals	212	191	62	17
Computer & Internet service	164	200	96	22
E-Resources (Online books & Journals)	74	171	184	53
Language Lab	62	150	177	93
Seminar Halls	220	199	58	5
College Public Addressing system	136	219	98	29
Public transportation	43	126	176	137
Parking	95	191	148	48
Student Hostels	69	209	166	38
Canteen	102	206	140	34
Cafeteria	187	218	68	9
Drinking Water Facility	227	192	48	15
Toilet & Rest Rooms	156	207	92	27
Sports and fitness facilities	140	230	83	29
Mental health & Counselling	84	175	160	63
Students Grievance Redressal	65	223	152	42
Career counselling and placement	104	195	136	47
First aid Facilities	85	202	148	47
Mentoring & Tutorial system	133	215	111	23

II (b) Overall rating of support services and facilities?



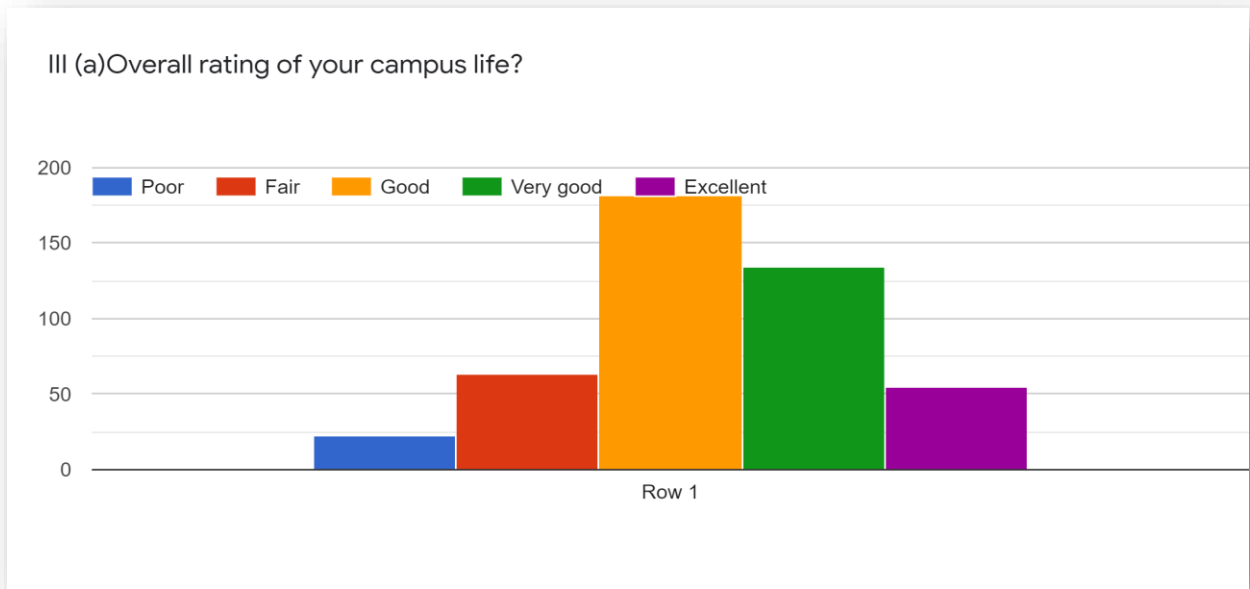
Poor	Fair	Good	Very good	Excellent
6	49	221	151	35

III. How would you rate the following aspects of student life at the college

III (a) Is there anything else you'd like to share about your level of satisfaction with your campus life?

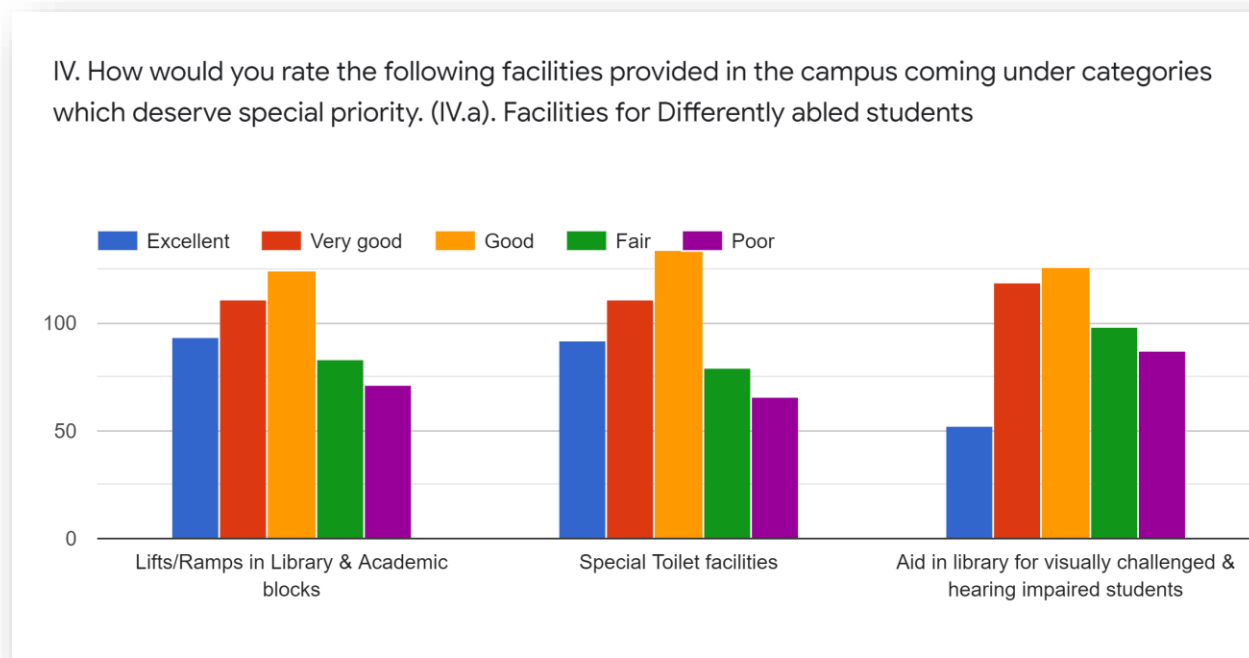
	Excellent	Very good	Good	Fair	Poor
NSS & NCC	203	169	94	12	4
Clubs and other student organizations	79	181	148	53	21
Garden & recreational facilities	109	171	116	53	33
Soft skill development	62	171	149	60	40
Arts & Extracurricular activities	74	172	118	61	57
Extension activities	55	154	150	71	52
Student diversity	81	179	144	46	32
Campus safety	160	197	78	34	13
Freedom of Expressions	58	152	117	72	83
Liveliness of the Campus	81	148	130	67	56
Gender Equality	194	161	81	29	17
Social life	102	187	111	48	34

III (a)Overall rating of your campus life?



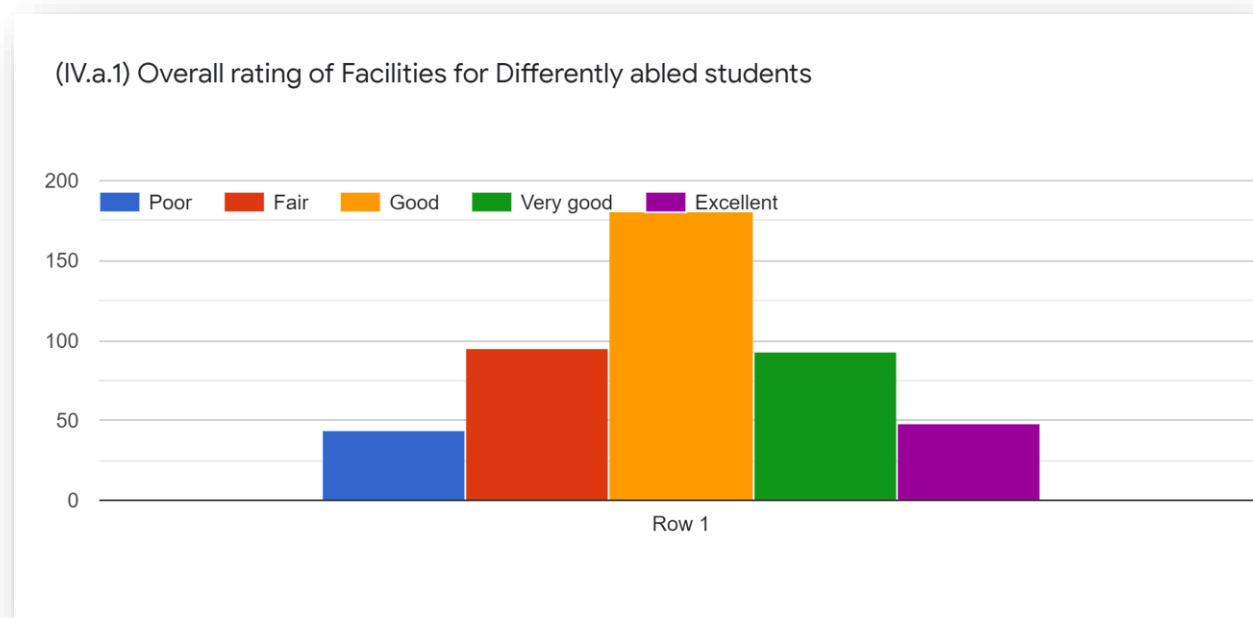
	Poor	Fair	Good	Very good	Excellent
Campus Life	23	63	182	134	55

IV. How would you rate the following facilities provided in the campus coming under categories which deserve special priority. (IV.a). Facilities for Differently abled students



	Excellent	Very good	Good	Fair	Poor
Lifts/Ramps in Library & Academic blocks	93	111	124	83	71
Special Toilet facilities	92	111	134	79	66
Aid in library for visually challenged & hearing impaired students	52	119	126	98	87

(IV.a.1) Overall rating of Facilities for Differently abled students

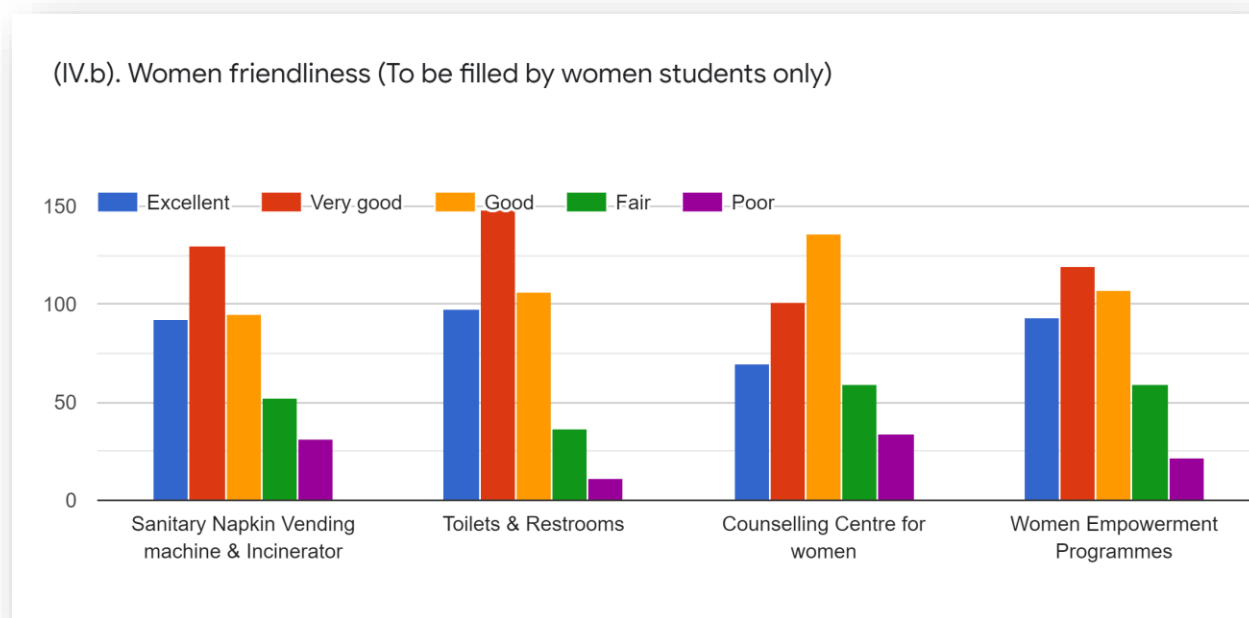


Poor	Fair	Good	Very good	Excellent
44	95	181	93	48

Women students

	Number	Percentage
Girls	400	83%
Boys	82	17%
Total	482	100%

(IV.b). Women friendliness (To be filled by women students only)



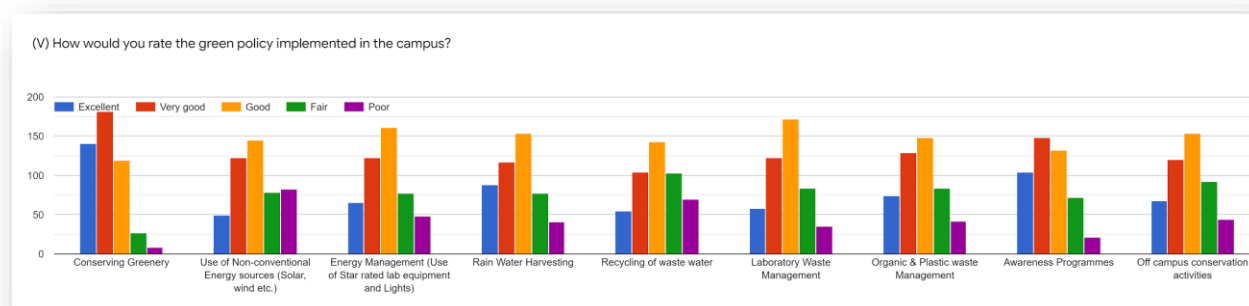
	Excellent	Very good	Good	Fair	Poor
Sanitary Napkin Vending machine & Incinerator	92	130	95	52	31
Toilets & Restrooms	98	148	106	37	11
Counselling Centre for women	70	101	136	59	34
Women Empowerment Programmes	93	119	107	59	22

(IV.b.1) Do you feel the campus is Women friendly

Poor	Fair	Good	Very good	Excellent
7	35	143	126	73

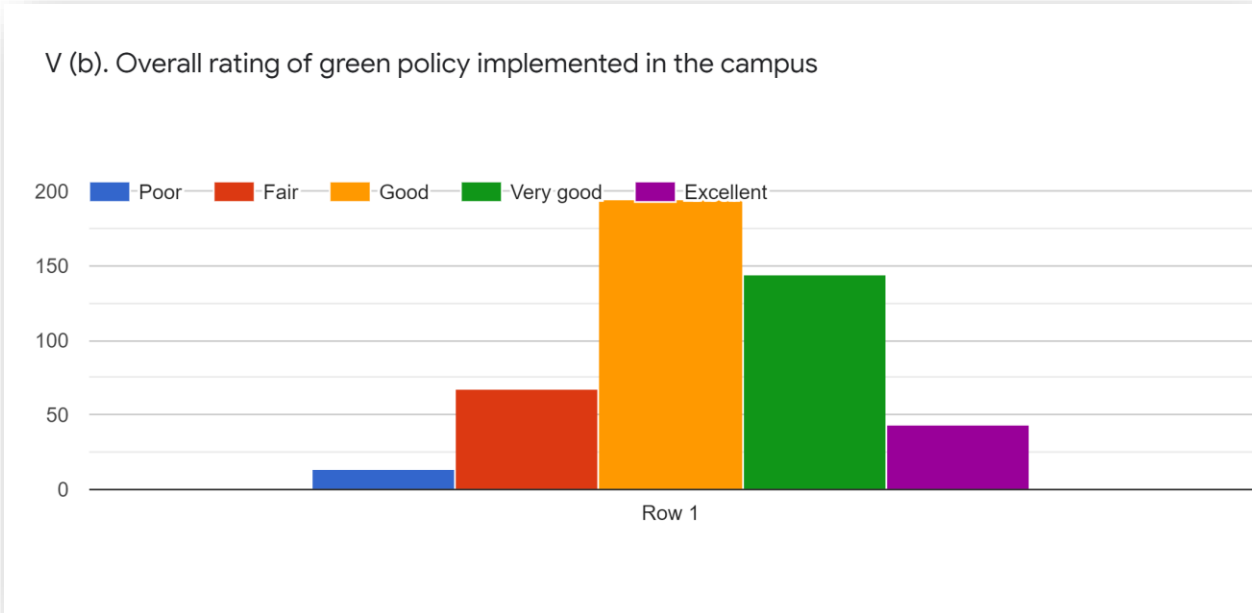
Green Campus

(V) How would you rate the green policy implemented in the campus?



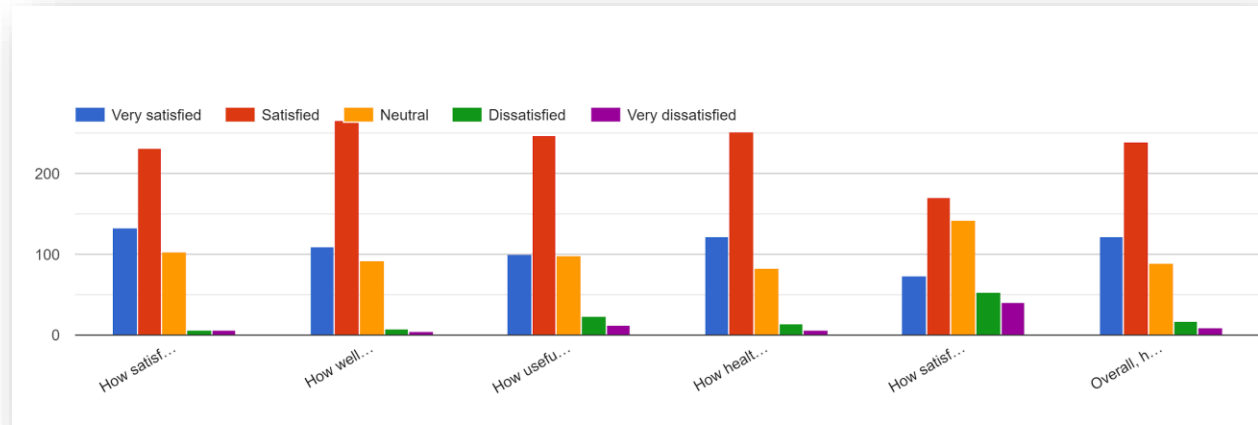
	Excellent	Very good	Good	Fair	Poor
Conserving Greenery	141	182	119	27	9
Use of Non-conventional Energy sources (Solar, wind etc.)	49	122	145	79	83
Energy Management (Use of Star rated lab equipment and Lights)	66	123	161	77	48
Rain Water Harvesting	88	117	154	77	41
Recycling of waste water	55	104	143	103	70
Laboratory Waste Management	58	122	172	84	35
Organic & Plastic waste Management	74	129	148	84	42
Awareness Programmes	104	148	132	72	21
Off campus conservation activities	68	120	154	92	44

V (b). Overall rating of green policy implemented in the campus



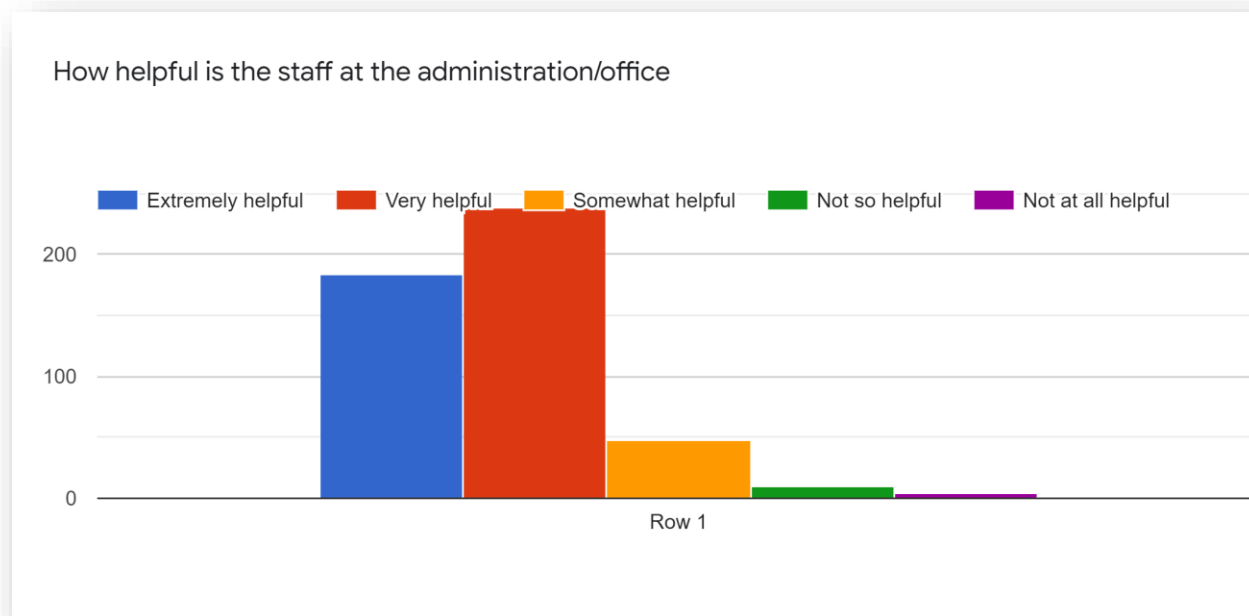
Poor	Fair	Good	Very good	Excellent
14	67	194	144	44

Part B: Overall Evaluation



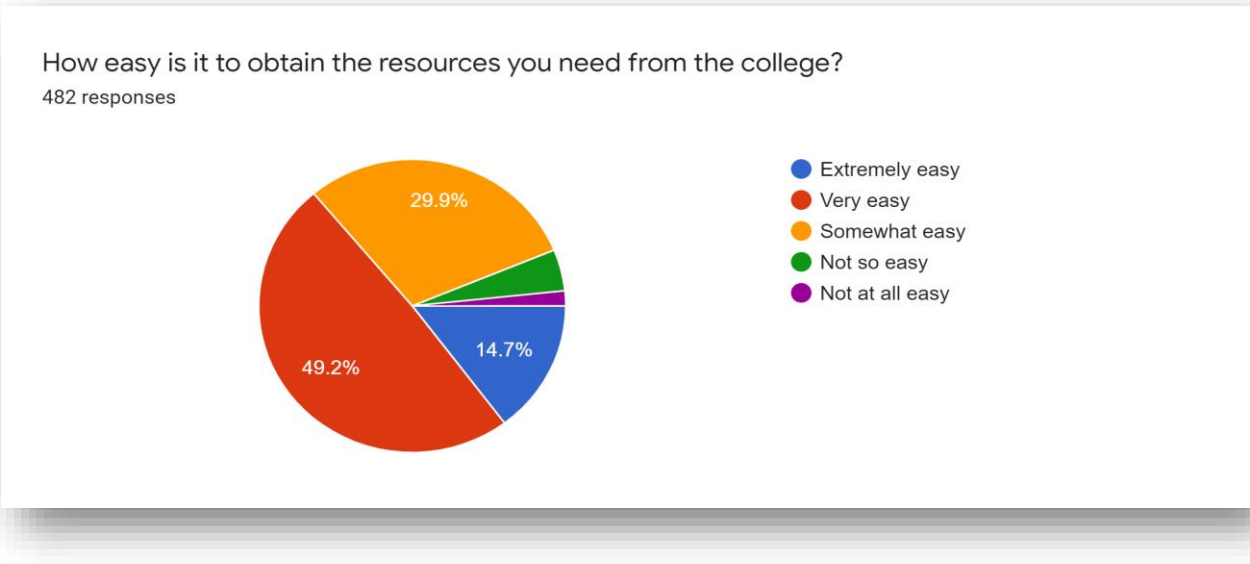
	Very satisfied	Satisfied	Neutral	Dissatisfied	Very dissatisfied
How satisfied are you with the overall infra structure of the college?	133	232	103	7	7
How well maintained are the facilities at this campus?	109	266	93	8	5
How useful are the various services provided by the college Management?	100	247	99	23	12
How healthy is the food served at the campus?	122	253	83	14	7
How satisfied are you with the policies and rules set by the college Management?	73	171	142	54	40
Overall, how satisfied are you with your educational experience at our college?	122	240	90	18	9

How helpful is the staff at the administration/office?

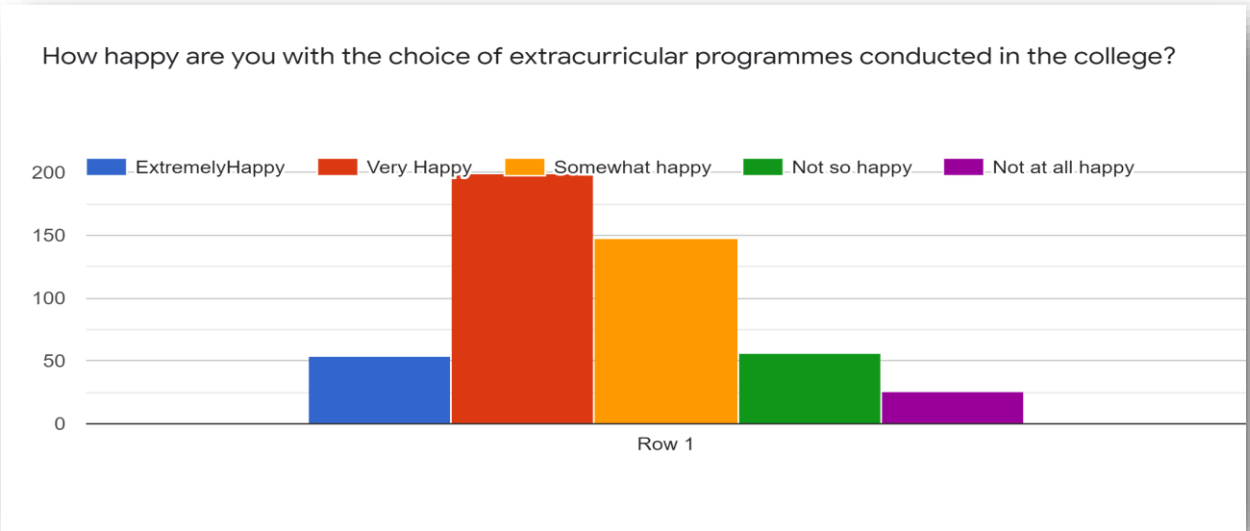


Extremely helpful	Very helpful	Somewhat helpful	Not so helpful	Not at all helpful
183	238	47	10	4

How easy is it to obtain the resources you need from the college?



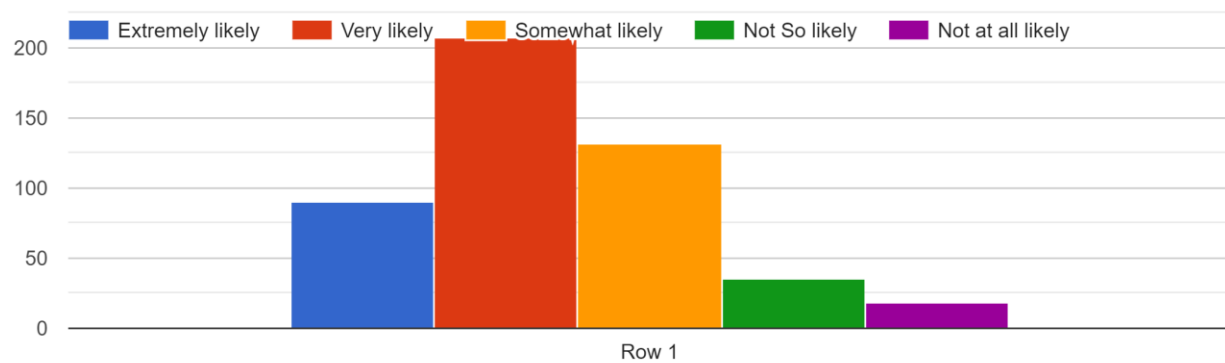
How happy are you with the choice of extracurricular programmes conducted in the college?



Extremely Happy	Very Happy	Somewhat happy	Not so happy	Not at all happy
54	199	147	56	26

How likely are you to recommend this college to others?

How likely are you to recommend this college to others?



Extremely likely	Very likely	Somewhat likely	Not So likely	Not at all likely
90	207	132	35	18