

Student Satisfaction Survey

on Teaching Learning Process 2020-2021

Nirmalagiri College

Conducted by IQAC on 15.02.2021



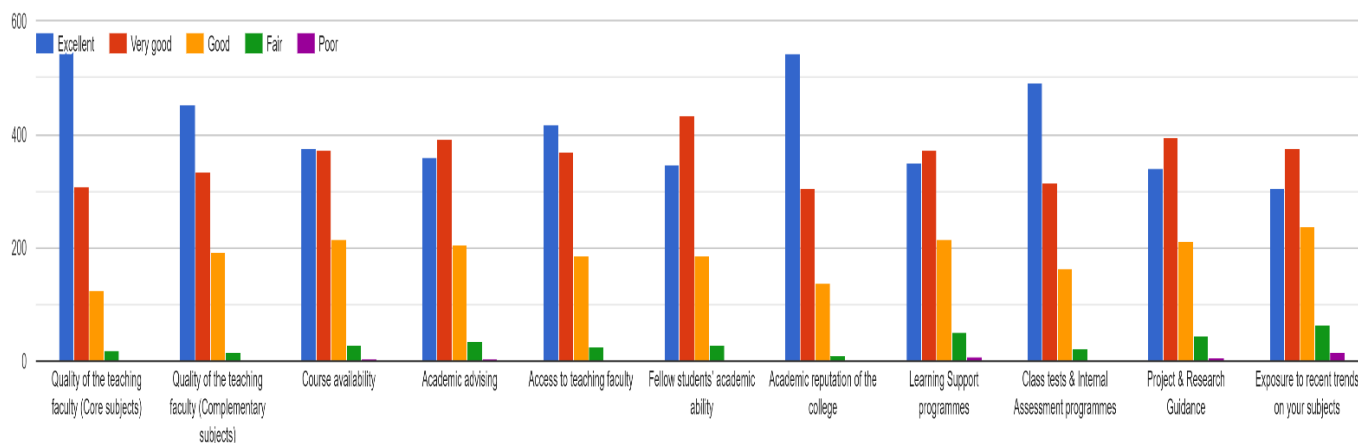
- **Student Satisfaction Survey based on Criterion II of Teaching – Learning and Evaluation**
- **Key Indicator - 2.7.1**

Questions and Responses

1. How would you rate the following aspects of your educational experience:

	Excellent	Very good	Good	Fair	Poor
Quality of the teaching faculty (Core subjects)	546	308	124	19	1
Quality of the teaching faculty (Complementary subjects)	452	335	194	15	2
Course availability	377	373	215	29	4
Academic advising	361	391	207	35	4
Access to teaching faculty	417	368	186	25	2
Fellow students' academic ability	347	435	185	29	2
Academic reputation of the college	544	304	139	11	0
Learning Support programmes	350	372	215	53	8
Class tests & Internal Assessment programmes	493	315	165	24	1
Project & Research Guidance	340	394	213	45	6
Exposure to recent trends on your subjects	306	376	237	63	16

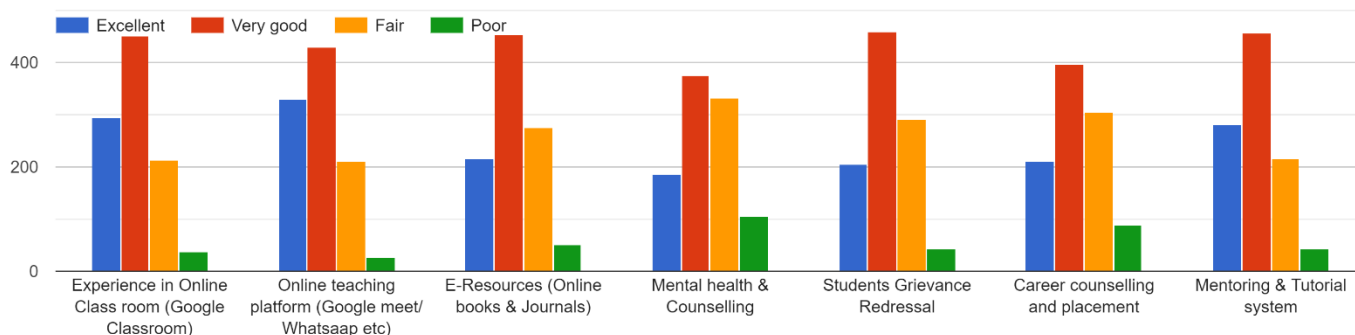
I. How would you rate the following aspects of your educational experience:



II. How would you rate the following services/facilities at the college? educational experience

	Excellent	Very good	Fair	Poor
Experience in Online Class room (Google Classroom)	295	451	214	38
Online teaching platform (Google meet/ Whatsaap etc)	330	430	210	28
E-Resources (Online books & Journals)	217	454	276	51
Mental health & Counselling	186	376	332	104
Students Grievance Redressal	204	459	291	44
Career counselling and placement	210	396	304	88
Mentoring & Tutorial system	282	457	216	43

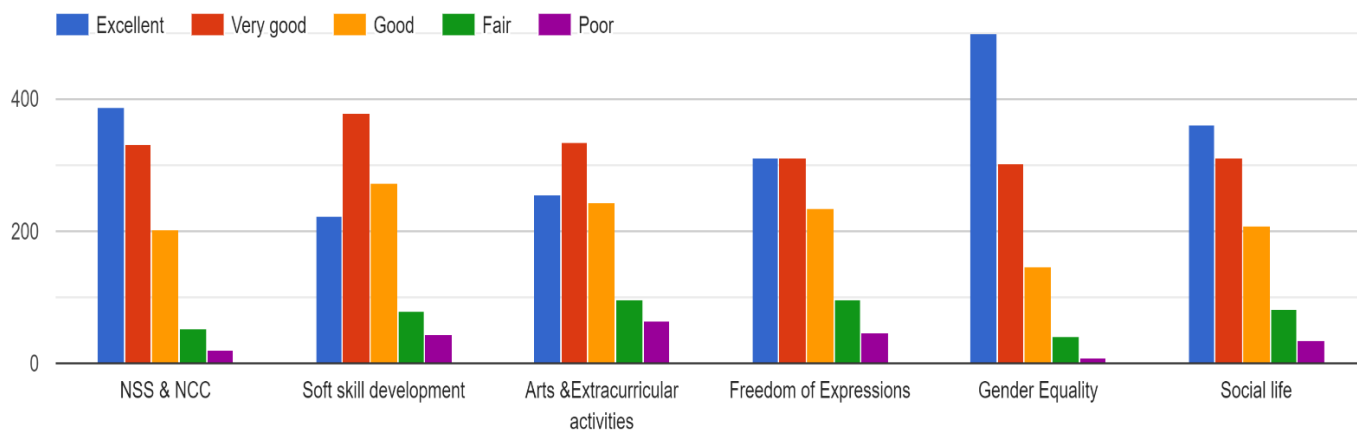
I (b) II. How would you rate the following services/facilities at the college? educational experience:



III. How would you rate the following aspects of student life in the pandemic period

	Excellent	Very good	Good	Fair	Poor
NSS & NCC	388	333	203	53	21
Soft skill development	222	379	274	80	43
Arts & Extracurricular activities	255	334	245	98	66
Freedom of Expressions	310	310	235	97	46
Gender Equality	499	302	148	40	9
Social life	360	311	208	83	36

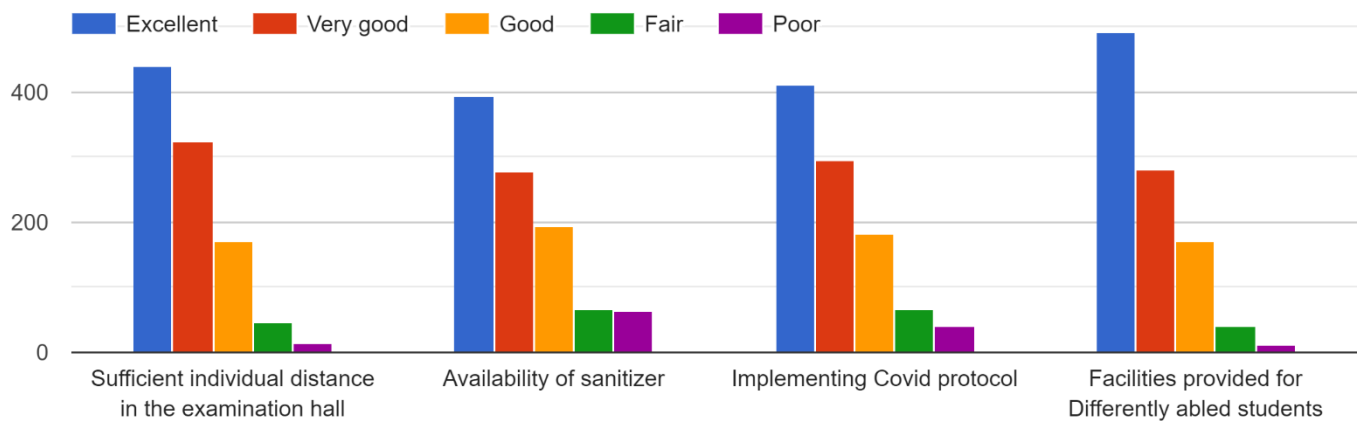
III. How would you rate the following aspects of student life in the pandemic period



IV. How would you rate the following facilities provided in the campus (1) for 2nd and 3rd year students - at the university examination time (2) for first year students - at the admission time

	Excellent	Very good	Good	Fair	Poor
Sufficient individual distance in the examination hall	442	324	171	46	15
Availability of sanitizer	394	279	193	67	65
Implementing Covid protocol	412	296	182	68	40
Facilities provided for Differently abled students	492	282	171	40	13

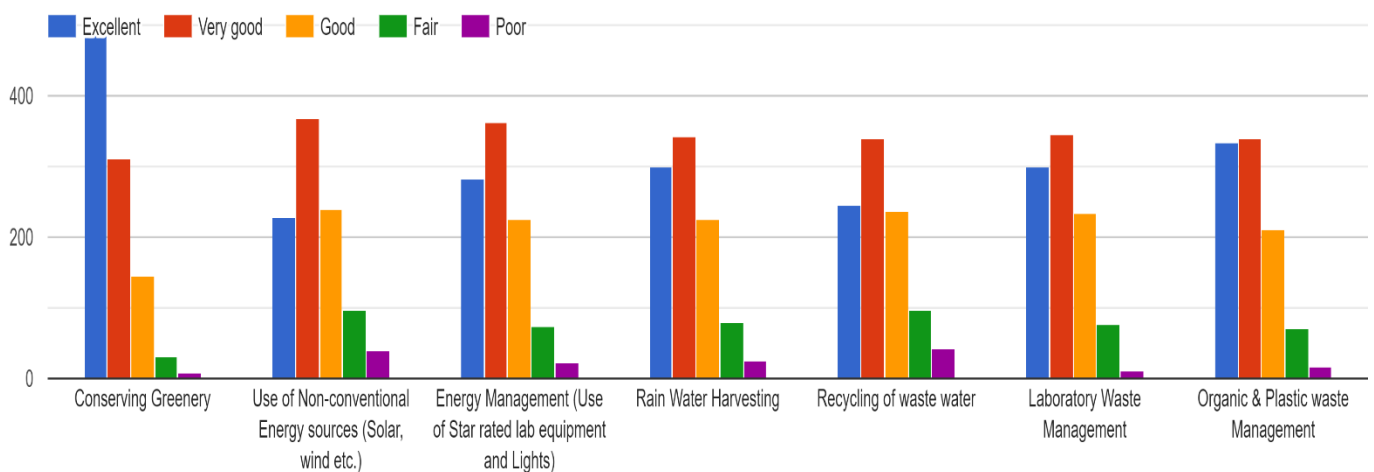
IV. How would you rate the following facilities provided in the campus (1) for 2nd and 3rd year students - at the university examination time (2) for first year students - at the admission time



(V) How would you rate the green policy implemented in the campus?

	Excellent	Very good	Good	Fair	Poor
Conserving Greenery	485	311	147	31	9
Use of Non-conventional Energy sources (Solar, wind etc.)	229	368	240	96	41
Energy Management (Use of Star rated lab equipment and Lights)	284	362	227	74	22
Rain Water Harvesting	300	344	225	79	26
Recycling of waste water	246	340	237	98	44
Laboratory Waste Management	299	345	234	78	12
Organic & Plastic waste Management	335	341	210	70	17

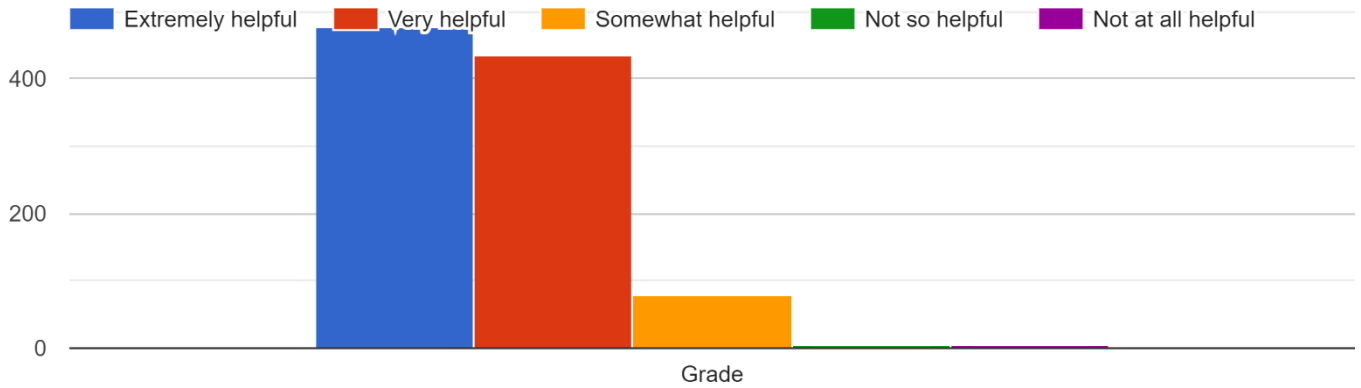
(V) How would you rate the green policy implemented in the campus?



VI How helpful is the staff at the administration/office

	Extremely helpful	Very helpful	Somewhat helpful	Not so helpful	Not at all helpful
Grade	476	435	79	4	4

How helpful is the staff at the administration/office

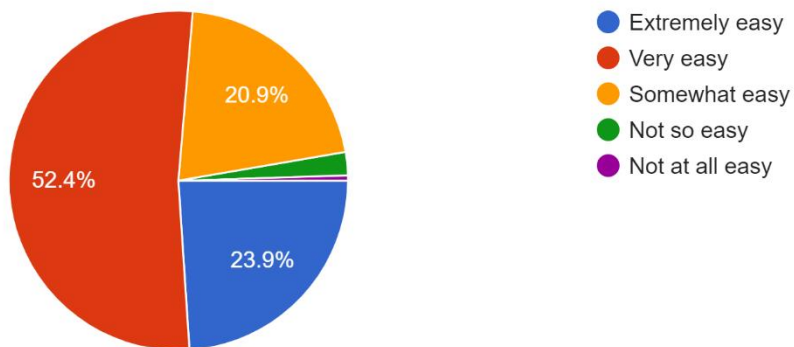


VII How easy is it to obtain the resources you need from the college?

Extremely easy	239
Very easy	523
Somewhat easy	209
Not so easy	22
Not at all easy	5

How easy is it to obtain the resources you need from the college?

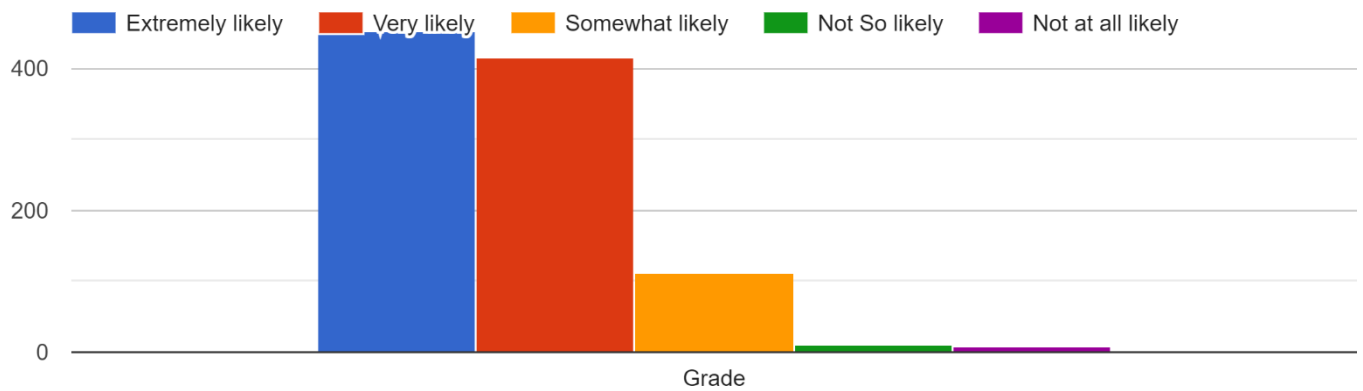
998 responses



VIII How likely are you to recommend this college to others?

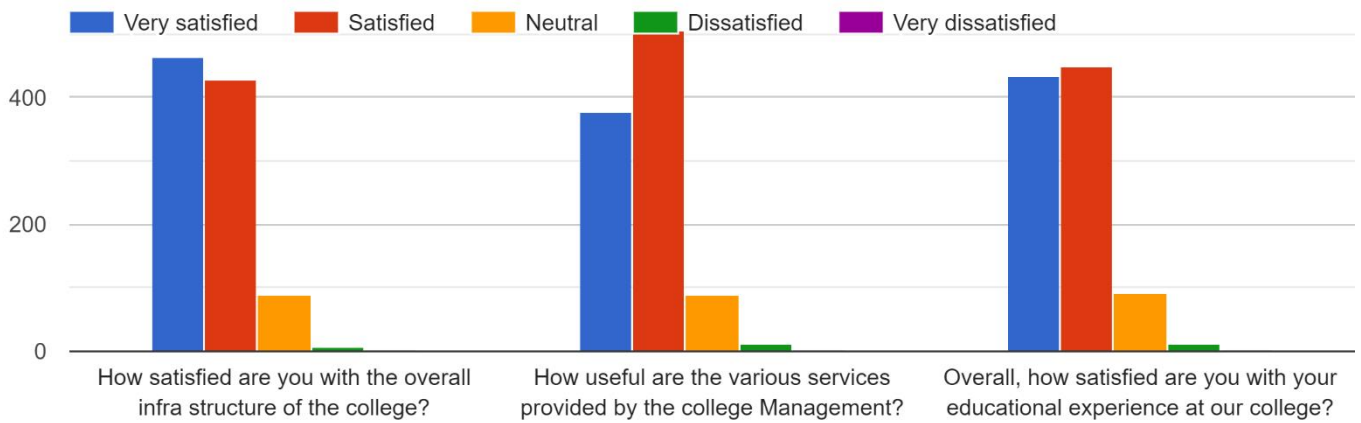
	Extremely likely	Very likely	Somewhat likely	Not So likely	Not at all likely
Grade	452	416	113	10	7

How likely are you to recommend this college to others?



IX Overall Evaluation

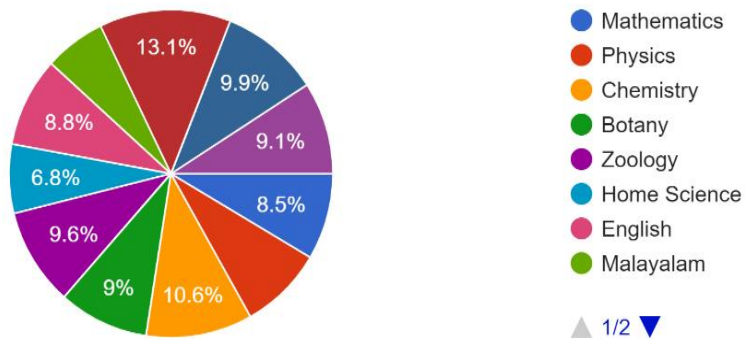
	Very satisfied	Satisfied	Neutral	Dissatisfied	Very dissatisfied
How satisfied are you with the overall infra structure of the college?	465	427	88	7	2
How useful are the various services provided by the college Management?	378	505	90	13	2
Overall, how satisfied are you with your educational experience at our college?	433	449	93	12	2



X Participation in the Survey (Department wise and Year wise)

Department:

998 responses



Class

998 responses

