

# Students' Satisfaction Survey 2018-2019

## Summary

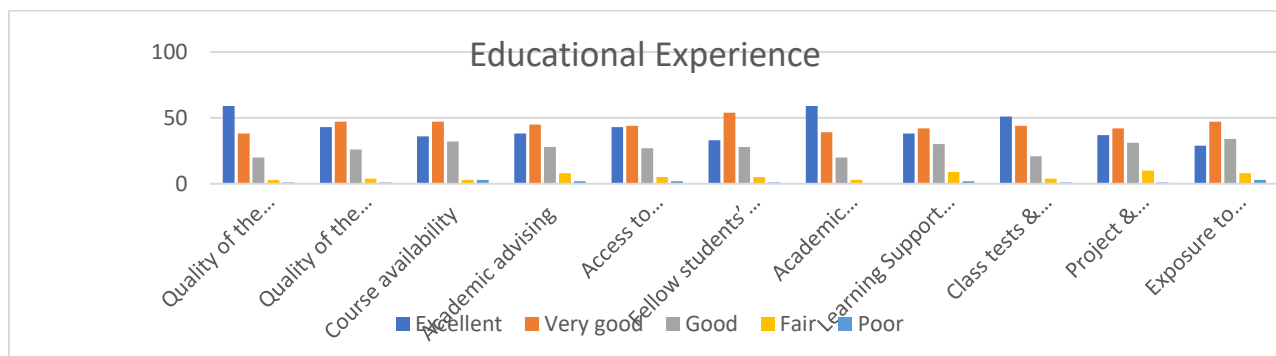
This Students' Satisfaction Survey based on the seven criterion of NAAC accreditation. It consisting of the data related to rules and regulations, teaching learning activities, curricular and extracurricular activities, and Infrastructure facilities. This summary excludes personal data of students. There are 121 students participated in this survey.

### Department wise response

Department	Number of Responses
Mathematics	10
Physics	8
Chemistry	14
Botany	13
Zoology	10
Home Science	11
English	12
Malayalam	9
Economics	14
History	9
Commerce	11

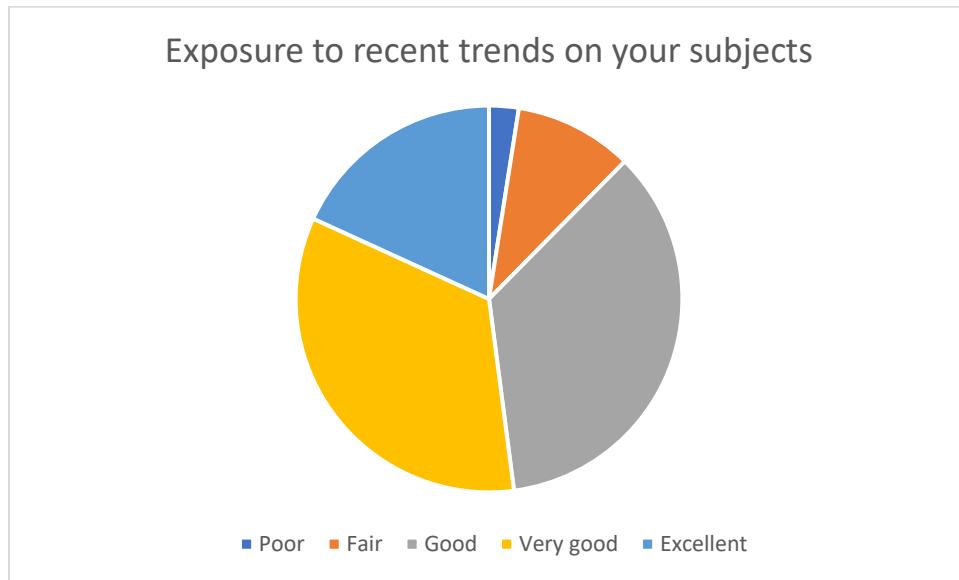
## PART A : Curricular and Co-curricular Aspects

I. How would you rate the following aspects of your educational experience



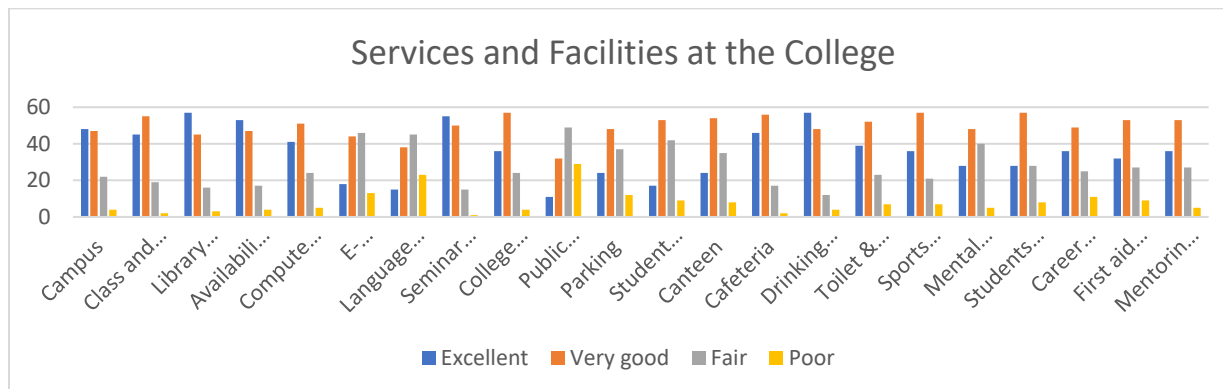
	Excellent	Very good	Good	Fair	Poor
Quality of the teaching faculty (Core subjects)	59	38	20	3	1
Quality of the teaching faculty (Complementary subjects)	43	47	26	4	1
Course availability	36	47	32	3	3
Academic advising	38	45	28	8	2
Access to teaching faculty	43	44	27	5	2
Fellow students' academic ability	33	54	28	5	1
Academic reputation of the college	59	39	20	3	0
Learning Support programmes	38	42	30	9	2
Class tests & Internal Assessment programmes	51	44	21	4	1
Project & Research Guidance	37	42	31	10	1
Exposure to recent trends on your subjects	29	47	34	8	3

I (a) Rate your overall educational experience?



	<b>Poor</b>	<b>Fair</b>	<b>Good</b>	<b>Very good</b>	<b>Excellent</b>
Exposure to recent trends on your subjects	3	12	43	41	22

I (b) II. How would you rate the following services/facilities at the college? educational experience:



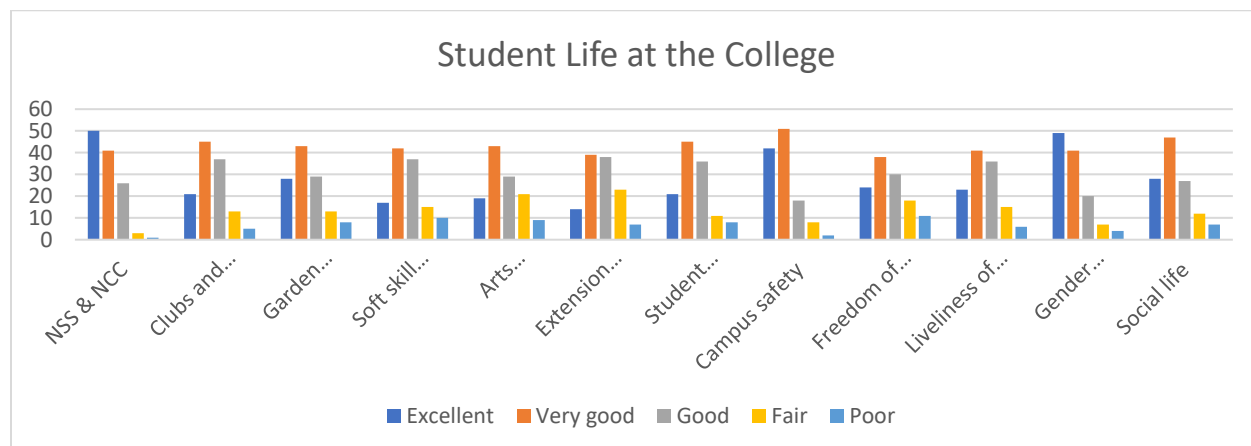
	Excellent	Very good	Fair	Poor
Campus	48	47	22	4
Class and laboratory facilities	45	55	19	2
Library infrastructure	57	45	16	3
Availability of books & Journals	53	47	17	4
Computer & Internet service	41	51	24	5
E-Resources (Online books & Journals)	18	44	46	13
Language Lab	15	38	45	23
Seminar Halls	55	50	15	1
College Public Addressing system	36	57	24	4
Public transportation	11	32	49	29
Parking	24	48	37	12
Student Hostels	17	53	42	9
Canteen	24	54	35	8
Cafeteria	46	56	17	2
Drinking Water Facility	57	48	12	4
Toilet & Rest Rooms	39	52	23	7
Sports and fitness facilities	36	57	21	7
Mental health & Counselling	28	48	40	5
Students Grievance Redressal	28	57	28	8
Career counselling and placement	36	49	25	11
First aid Facilities	32	53	27	9
Mentoring & Tutorial system	36	53	27	5

## II(b) Overall rating of support services and facilities?

Poor	Fair	Good	Very good	Excellent
1	12	51	43	14

## III. How would you rate the following aspects of student life at the college

III (a) Is there anything else you'd like to share about your level of satisfaction with your campus life?

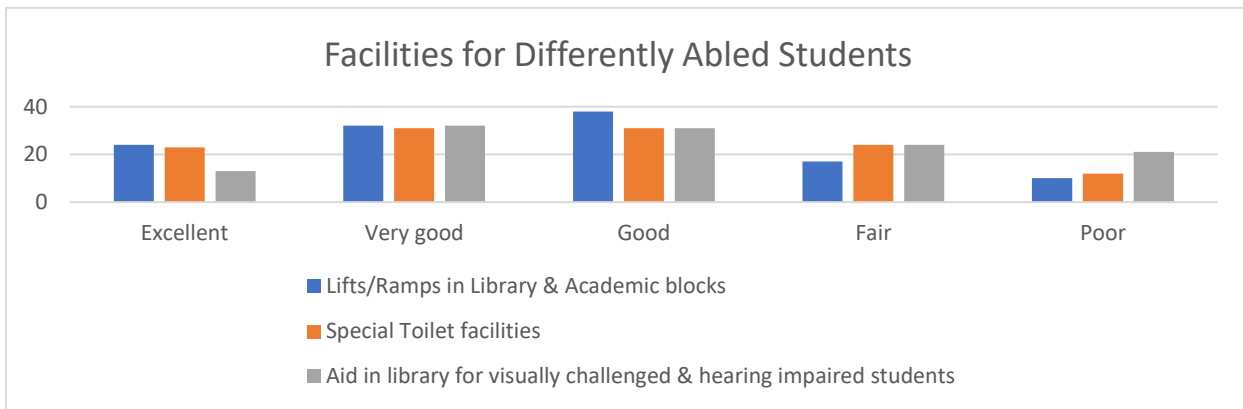


	Excellent	Very good	Good	Fair	Poor
NSS & NCC	50	41	26	3	1
Clubs and other student organizations	21	45	37	13	5
Garden & recreational facilities	28	43	29	13	8
Soft skill development	17	42	37	15	10
Arts & Extracurricular activities	19	43	29	21	9
Extension activities	14	39	38	23	7
Student diversity	21	45	36	11	8
Campus safety	42	51	18	8	2
Freedom of Expressions	24	38	30	18	11
Liveliness of the Campus	23	41	36	15	6
Gender Equality	49	41	20	7	4
Social life	28	47	27	12	7

III (a) Overall rating of your campus life?

	Poor	Fair	Good	Very good	Excellent
Campus Life	5	15	47	37	17

IV. How would you rate the following facilities provided in the campus coming under categories which deserve special priority. (IV.a). Facilities for Differently abled students

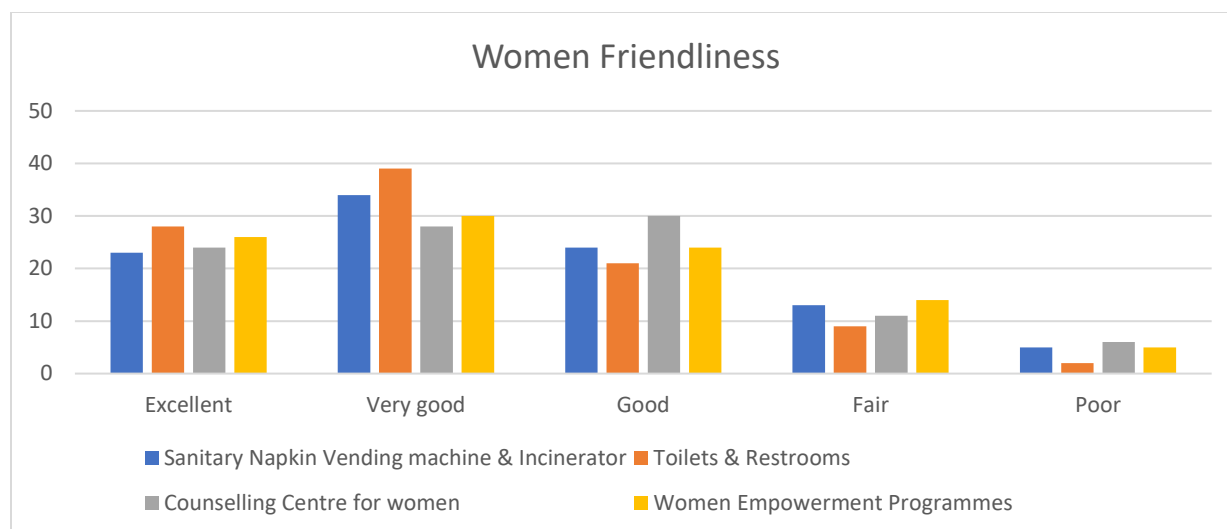


	Excellent	Very good	Good	Fair	Poor
Lifts/Ramps in Library & Academic blocks	24	32	38	17	10
Special Toilet facilities	23	31	31	24	12
Aid in library for visually challenged & hearing impaired students	13	32	31	24	21

IV.a.1) Overall rating of Facilities for Differently abled students

Poor	Fair	Good	Very good	Excellent
9	18	45	30	19

(IV.b). Women friendliness (To be filled by women students only)



	Excellent	Very good	Good	Fair	Poor
Sanitary Napkin Vending machine & Incinerator	23	34	24	13	5
Toilets & Restrooms	28	39	21	9	2
Counselling Centre for women	24	28	30	11	6
Women Empowerment Programmes	26	30	24	14	5

(IV.b.1) Do you feel the campus is Women friendly

Poor	Fair	Good	Very good	Excellent
1	8	37	35	18

## Green Campus

(V) How would you rate the green policy implemented in the campus?

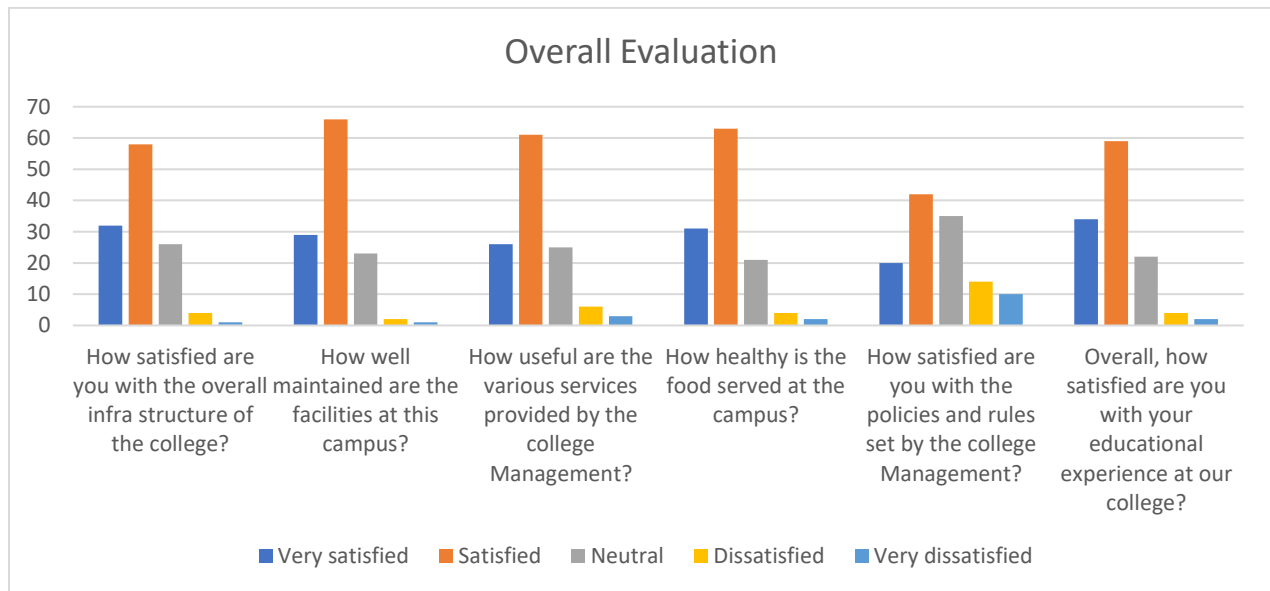
	Excellent	Very good	Good	Fair	Poor
Conserving Greenery	36	47	29	7	2
Use of Non-conventional Energy sources (Solar, wind etc.)	14	31	36	22	18
Energy Management (Use of Star rated lab equipment and Lights)	19	32	41	18	11
Rain Water Harvesting	32	42	37	22	8
Recycling of waste water	14	27	36	26	18
Laboratory Waste Management	18	31	43	21	8
Organic & Plastic waste Management	32	37	32	21	9
Awareness Programmes	27	38	33	18	5
Off campus conservation activities	19	39	31	22	10

V (b). Overall rating of green policy implemented in the campus

Poor	Fair	Good	Very good	Excellent
3	17	44	36	11



## Part B: Overall Evaluation



	<b>Very satisfied</b>	<b>Satisfied</b>	<b>Neutral</b>	<b>Dissatisfied</b>	<b>Very dissatisfied</b>
How satisfied are you with the overall infra structure of the college?	32	58	26	4	1
How well maintained are the facilities at this campus?	29	66	23	2	1
How useful are the various services provided by the college Management?	26	61	25	6	3
How healthy is the food served at the campus?	31	63	21	4	2
How satisfied are you with the policies and rules set by the college Management?	20	42	35	14	10
Overall, how satisfied are you with your educational experience at our college?	34	59	22	4	2

- How helpful is the staff at the administration/office?

<b>Extremely helpful</b>	<b>Very helpful</b>	<b>Somewhat helpful</b>	<b>Not so helpful</b>	<b>Not at all helpful</b>
47	59	12	2	1

- How happy are you with the choice of extracurricular programmes conducted in the college?

<b>Extremely Happy</b>	<b>Very Happy</b>	<b>Somewhat happy</b>	<b>Not so happy</b>	<b>Not at all happy</b>
16	46	39	14	6

- How likely are you to recommend this college to others?

<b>Extremely likely</b>	<b>Very likely</b>	<b>Somewhat likely</b>	<b>Not So likely</b>	<b>Not at all likely</b>
23	52	33	9	4

